



reddot design award
winner 2012



EPT20-15ET

Electric Pallet Truck 1.5t

- 1st Innovative Design Ever
- Compact Size & Light Weight, Convenient for Operation
- Energy-saving & environment-friendly design maximizes running time
- Incredible Market Share Globally
- Can replace drive wheel only by releasing six nuts



Quick
Removal
And
Replacement

BEFORE: 1 HOUR
NOW: 10 MINUTES

EP EQUIPMENT CO.,LTD
www.ep-ep.com



FEATURE

■ Innovation:

1st Innovative Design Ever won the REDDOT award.



reddot design award
winner 2012

■ Light Weight, Great Capacity, Great Passingability:

Light weight & compact size create excellent maneuverability & passingability. 1500KG capacity handles most applications.



■ Anti-vibration Technology for Batteries:

Special anti-vibration technology extends maintenance-free battery life.

■ Cables:

Robot cables with excellent twist resistance offers longer life span.

■ Charger:

Charger with temperature indicator protects battery.

■ Operation:

Ergonomically-designed tiller head helps increase efficiency; Internal Charger for Easy Charging.

■ Safety:

Handy Emergency Disconnect Button & Durable Driving Unit ensure safety under any situation.

■ Serviceability:

Assembly Components, Easy for Diagnosis and Replacing.

Can replace drive wheel only by releasing six nuts

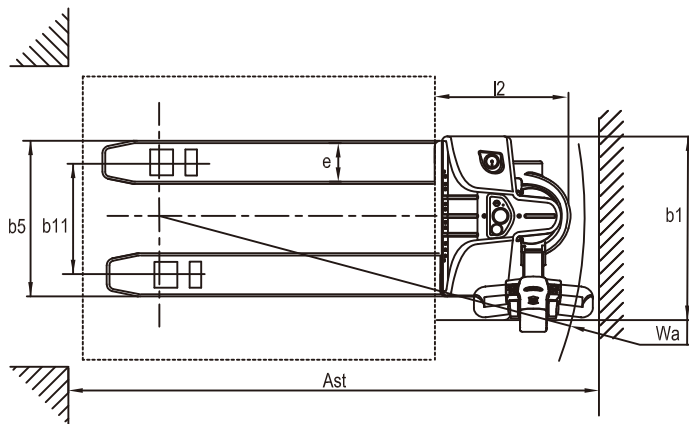
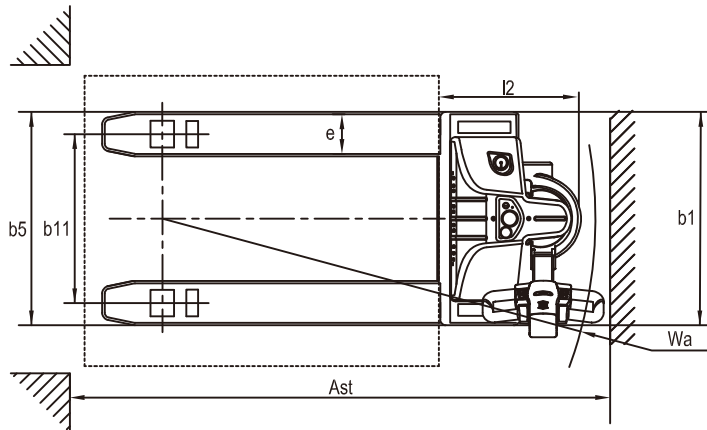
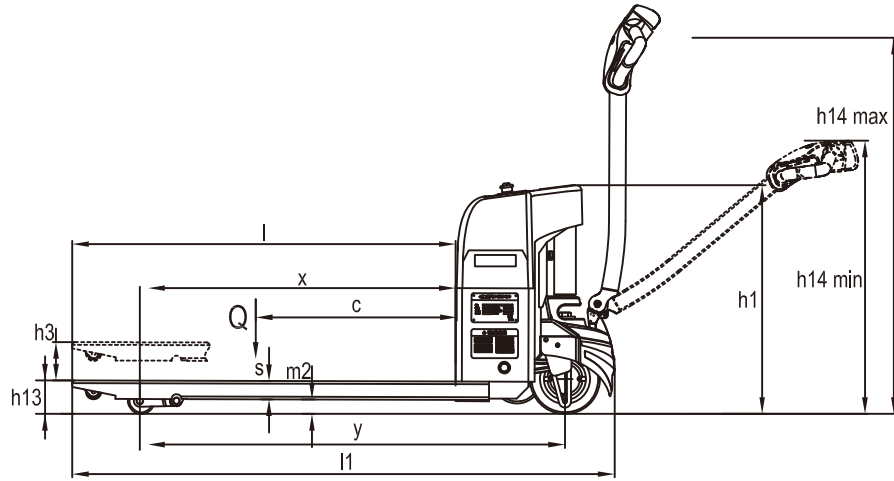


Electric Pallet Truck 1.5t

EPT20-15ET

Distinguishing mark				
1.1	Manufacturer			EP
1.2	Model designation			EPT20-15ET
1.3	Drive unit			Electrics
1.4	Operator type			pedestrian
1.5	rated capacity	Q	kg	1500
1.6	Load center distance	c	mm	600
1.8	Load distance	x	mm	883/946
1.9	Wheelbase	y	mm	1250/1268
Weight				
2.1	Service weight (include battery)		kg	205
2.2	Axle loading, laden driving side/loading side		kg	550/1155
2.3	Axle loading, unladen driving side/loading side		kg	180/25
Types,Chassis				
3.1	Tyre type driving w heels/loading w heels			PU/ PU
3.2	Tyre size, driving w heels (diameter×width)		mm	Φ210×70
3.3	Tyre size, loading w heels (diameter×width)		mm	2x Φ80×60 (Φ74×88)
3.4	Tyre size, caster w heels (diameter×width)		mm	/
3.5	Wheels, number driving, caster/loading (x=drive w heels)		mm	1x /4 (1x /2)
3.6	Track width, front,driving side	b ₁₀	mm	/
3.7	Track width,rear,loading side	b ₁₁	mm	410 (535)
Dimensions				
4.4	Lift height	h ₃	mm	115
4.9	Height draw bar in driving position min./max.	h ₁₄	mm	750/1170
4.15	Lowered height	h ₁₃	mm	85 (75)
4.19	Overall length	l ₁	mm	1632
4.20	Length to face of forks	l ₂	mm	482
4.21	Overall width	b ₁ / b ₂	mm	560 (685)
4.22	Fork dimensions	s/ e/ l	mm	50/150/1150
4.25	Distance between fork-arms	b ₅	mm	560 (685)
4.32	Ground clearance, center of wheelbase	m ₂	mm	25
4.34.1	Aisle width for pallets 1000 × 1200 crossways	Ast	mm	1739
4.34.2	Aisle width for pallets 800 × 1200 lengthways	Ast	mm	1939
4.35	Turning radius	Wa	mm	1485
Performance data				
5.1	Travel speed, laden/ unladen	km/ h	km/h	4.5/5
5.2	Lifting speed, laden/ unladen		m/ s	0.026/0.031
5.3	Lowering speed, laden/ unladen		m/ s	0.029/0.021
5.8	Max. gradeability, laden/unladen			5/16
5.10	Service brake type			Electromagnetic
Electric-engine				
6.1	Drive motor rating S2 60 min		kW	0.65
6.2	Lift motor rating at S3 15%		kW	0.84
6.3	The maximum allowed size battery		mm	265*185*215
6.4	Battery voltage/nominal capacity K20			2x12/85
6.5	Battery weight		kg	25.5x2
Addition data				
8.1	Type of drive control			DC
10.5	Steering type			Mechanical
10.7	Sound pressure level at the driver's ear			74

- 1.The parameters in the table are of the standard model. For more information, please contact us.
- 2.The parameters are subject to change without notice.



Option

Options	EPT20-15ET
Fork length	●800/915/1000/1070/1100/1300/1400mm
Fork width	●460/520/600mm
Single load wheel	●
Fork lowered height	●40mm(Capacity<=1000kg)/60mm(1500kg)
Driving wheel	PU wheel with pattern
Balance wheel	●
Battery capacity	●65AH
Lateral change battery	●
Battery indicator with hour meter	●
Half speed function in turning	●
Backrest height	●12200mm(48in)1520mm(60in)
Water proof	●
Scale	●